


ODP212020


Applicabile su/Suitable for:

MERCEDES



Diametro/Diameter (mm)	160
Spessore/Thickness (mm)	64
Nr. Gole1/No. Gorges 1	6
Nr. Gole 2/No. Gorges 2	
Peso/Weight (Kg)	3.2

MERCEDES

Modello/Model	Versione/Version	Kw	Cv	Motore/Engine	Valv	Dal/From	Al/To	
Classe C (W202)	C 240	125	170	M112910	18	1997-06	2000-05	
Classe C (W202)	C 280	145	197	M112920	18	1997-06	2000-05	
Classe C (W202)	C 43 AMG	205	279	M113944	24	1997-09	1998-12	
Classe C (W202)	C 43 AMG	225	306	M113944	24	1997-08	2000-05	
Classe C (W203)	C 240	125	170	M112912	18	2000-05	2007-02	
Classe C (W203)	C 240 4-matic	125	170	M112916	18	2002-07	2007-02	
Classe C (W203)	C 320	160	218	M112946	18	2000-05	2007-02	
Classe C (W203)	C 320 4-matic	160	218	M112953	18	2002-07	2007-02	
Classe C Sportcoupé (C203)	C 320	160	218	M112946	18	2002-09	2008-05	
Classe C Station wagon (S202)	C 240 T	125	170	M112910	18	1997-06	2000-09	
Classe C Station wagon (S202)	C 240 T	125	170	M112915	18	2000-09	2001-03	
Classe C Station wagon (S202)	C 280 T	145	197	M112920	18	1997-06	2001-03	
Classe C Station wagon (S202)	C 43 AMG	225	306	M113944	24	1997-08	2001-03	
Classe C Station wagon (S203)	C 240	125	170	M112912	18	2001-03	2007-08	
Classe C Station wagon (S203)	C 240 4-matic	125	170	M112916	18	2002-07	2007-08	
Classe C Station wagon (S203)	C 320	160	218	M112946	18	2001-03	2007-08	
Classe C Station wagon (S203)	C 320 4-matic	160	218	M112953	18	2002-07	2007-08	
Classe E (W210)	E 240	125	170	M112911	18	1997-06	2000-08	
Classe E (W210)	E 240	125	170	M112914	18	2000-08	2002-03	
Classe E (W210)	E 280	150	204	M112921	18	1996-12	2002-03	
Classe E (W210)	E 280 4-matic	150	204	M112921	18	1996-12	2002-03	
Classe E (W210)	E 320	160	218	M112941	18	1997-09	1998-12	
Classe E (W210)	E 320	165	224	M112941	18	1997-06	2002-03	
Classe E (W210)	E 320 4-matic	160	218	M112941	18	1997-09	1998-12	
Classe E (W210)	E 320 4-matic	165	224	M112941	18	1997-06	2002-03	
Classe E (W210)	E 430	205	279	M113940	24	1997-06	2002-03	

Modello/Model	Versione/Version	Kw	Cv	Motore/Engine	Valv	Dal/From	Al/To	
Classe E (W210)	E 430 4-matic	205	279	M113940	24	1999-05	2002-03	
Classe E (W211)	E 240	130	177	M112913	18	2002-03	2008-12	
Classe E (W211)	E 240	130	177	M112917	18	2002-03	2008-12	
Classe E (W211)	E 240 4-matic	130	177	M112917	18	2003-03	2008-12	
Classe E (W211)	E 320	165	224	M112949	18	2002-03	2008-12	
Classe E (W211)	E 320 4-matic	165	224	M112954	18	2003-03	2008-12	
Classe E (W211)	E 500	225	306	M113967	24	2002-03	2008-12	
Classe E (W211)	E 500 4-matic	225	306	M113969	24	2003-10	2008-12	
Classe E Station wagon (S210)	E 240 T	125	170	M112911	18	1997-06	2003-03	
Classe E Station wagon (S210)	E 240 T	125	170	M112914	18	2000-08	2003-03	
Classe E Station wagon (S210)	E 280 T	150	204	M112921	18	1996-12	2003-03	
Classe E Station wagon (S210)	E 280 T 4-matic	150	204	M112921	18	1996-12	2003-03	
Classe E Station wagon (S210)	E 320	160	218	M112941	18	1997-09	1998-12	
Classe E Station wagon (S210)	E 320 T	165	224	M112941	18	1996-12	2003-03	
Classe E Station wagon (S210)	E 320 T 4-matic	165	224	M112941	18	1996-12	2003-03	
Classe E Station wagon (S210)	E 430 T	205	279	M113940	24	1997-06	2003-03	
Classe E Station wagon (S210)	E 430 T 4-matic	205	279	M113940	24	1999-05	2003-03	
Classe E Station wagon (S211)	E 240 T	130	177	M112913	18	2003-03	2009-07	
Classe E Station wagon (S211)	E 240 T 4-matic	130	177	M112917	18	2003-07	2009-07	
Classe E Station wagon (S211)	E 320 T	165	224	M112949	18	2003-03	2009-07	
Classe E Station wagon (S211)	E 320 T 4-matic	165	224	M112954	18	2003-07	2009-07	
Classe E Station wagon (S211)	E 500 T	225	306	M113967	24	2003-10	2009-07	
Classe E Station wagon (S211)	E 500 T 4-matic	225	306	M113969	24	2003-10	2009-07	
Classe G (W463)	G 320	158	215	M112945	18	1997-07	»	
Classe G (W463)	G 500	215	292	M113962	24	2004-09	2005-12	
Classe G (W463)	G 500	218	296	M113962	24	1998-04	»	
Classe G Hard Top (W463)	G 320	158	215	M112945	18	1997-11	»	
Classe G Hard Top (W463)	G 500	218	296	M113962	24	1998-04	»	
Classe M (W163)	ML 350	173	235	M112970	18	2003-02	2005-06	
Classe M (W163)	ML 350	180	245	M112970	18	2002-08	2005-06	
Classe M (W163)	ML 500	215	292	M113965	24	2001-09	2005-06	
Classe R (W251)	R 500 4-matic	225	306	M113971	32	2006-01	»	
Classe S (W220)	S 280	150	204	M112922	18	1998-10	2005-08	
Classe S (W220)	S 320	165	224	M112944	18	1998-10	2005-08	
Classe S (W220)	S 350	180	245	M112972	18	2002-09	2005-08	
Classe S (W220)	S 350 4-matic	180	245	M112975	18	2003-06	2005-08	
Classe S (W220)	S 430	205	279	M113941	24	1998-10	2005-08	
Classe S (W220)	S 430 4-matic	205	279	M113948	24	2002-09	2005-08	
Classe S (W220)	S 500	220	299	M113960	24	1998-10	2005-08	
Classe S (W220)	S 500	225	306	M113960	24	1998-10	2005-08	

MERCEDES

Modello/Model	Versione/Version	Kw	Cv	Motore/Engine	Valv	Dal/From	Al/To	
Classe S (W220)	S 500	225	306	M113966	24	1998-10	2005-08	
Classe S (W220)	S 500 4-matic	225	306	M113966	24	2002-09	2005-08	
Classe S Coupé (C215)	CL 500	225	306	M113960	24	1999-03	2006-03	
CLK Cabrio (A208)	320	160	218	M112940	24	1998-03	2002-03	
CLK Cabrio (A208)	430	205	279	M113943	24	1998-09	2002-03	
CLK Cabrio (A209)	240	125	170	M112912	18	2003-02	2010-03	
CLK Cabrio (A209)	320	160	218	M112955	18	2003-02	2010-03	
CLK Cabrio (A209)	500	225	306	M113968	24	2003-02	2010-03	
CLK Coupé (C208)	320	160	218	M112940	24	1997-06	2002-06	
CLK Coupé (C208)	430	205	279	M113943	24	1998-07	2002-06	
CLK Coupé (C209)	240	120	163	M112912	18	2002-06	2009-05	
CLK Coupé (C209)	240	125	170	M112912	18	2002-06	2009-05	
CLK Coupé (C209)	320	160	218	M112955	18	2002-06	2009-05	
CLK Coupé (C209)	500	225	306	M113968	24	2002-06	2009-05	
CLS (C219)	500	225	306	M113967	24	2004-10	2010-12	
CLS (C219)	CLS 500	218	296	M113967	24	2005-09	2006-12	
SL Cabrio (R129)	280	150	204	M112923	18	1998-05	2001-10	
SL Cabrio (R129)	320	165	224	M112943	18	1998-05	2001-10	
SL Cabrio (R129)	500	225	306	M113961	24	1998-05	2001-10	
SL Cabrio (R230)	350	180	245	M112973	18	2003-03	2012-01	
SL Cabrio (R230)	500	225	306	M113963	24	2001-10	2012-01	
SLK Cabrio (R170)	320	160	218	M112947	18	2000-03	2004-04	
Viano Multispace (W639)	3,2	140	190	M112951	18	2003-09	»	
Viano Multispace (W639)	3,2	160	218	M112951	18	2003-09	»	
Viano Multispace (W639)	3,7	170	231	M112976	24	2004-06	»	
Viano Multispace (W639)	Vito 123	170	231	M112976	18	2004-06	2007-07	
Vito Bus (W639)	119	140	190	M112951	18	2003-09	»	
Vito Bus (W639)	122	160	218	M112951	18	2003-09	»	
Vito Bus (W639)	123	170	231	M112976	24	2004-06	»	
Vito Mixto (W639)	119 3.2	140	190	M112951	18	2003-09	»	
Vito Mixto (W639)	122 3.2	160	218	M112951	18	2003-09	»	
Vito Mixto (W639)	123	165	224	M112976	18	2004-06	2008-07	
Vito Mixto (W639)	123	170	231	M112976	24	2004-06	2008-07	